



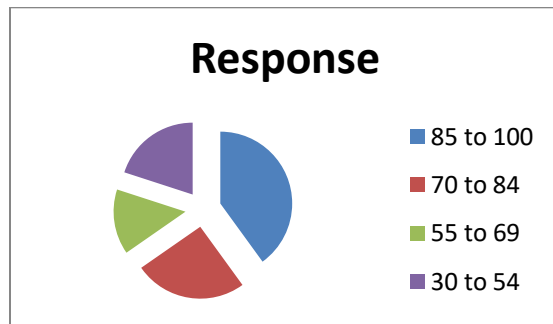
Marathwada Institute of Management and Research,

Aurangabad

Student Feedback Analysis 2022-23 Batch

Q1. Syllabus Cover in the Class.

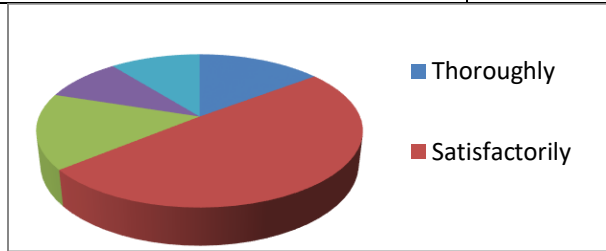
Precentage	Response
85 to 100	30
70 to 84	19
55 to 69	11
30 to 54	15
Below 30	0



Q2. Preparation of the teachers on Subjects and classes?

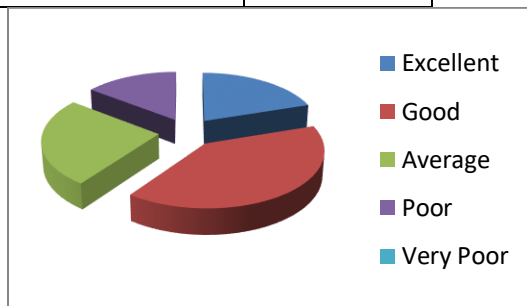
Particular	Respondent
Thoroughly	11
Satisfactorily	37
Poorly	12

Indifferently	7
Wont teach at all	8



Q3. How would you rate the effectiveness of teachers in delivering course content?

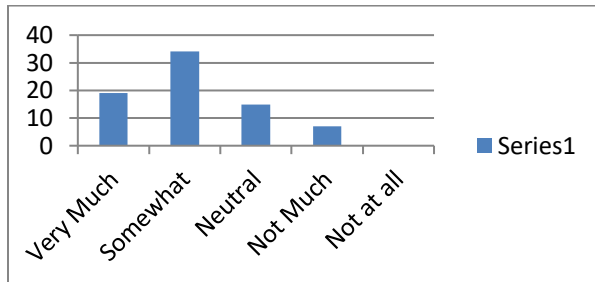
Particulars	Respondents
Excellent	15
Good	30
Average	19
Poor	11
Very Poor	0



Q4. To what extent do teachers encourage student participation and engagement in class discussion and activities?

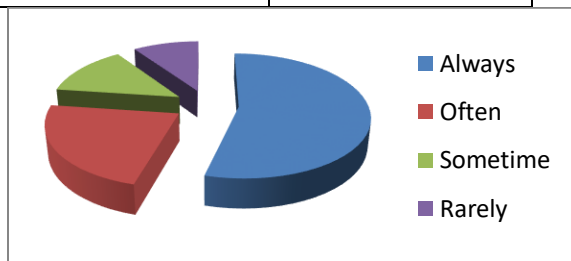
Particular	Respondents
Very Much	19
Somewhat	34
Neutral	15

Not Much	7
Not at all	0



Q5. How often do teachers provide timely and constructive feedback on your assignments and assessments?

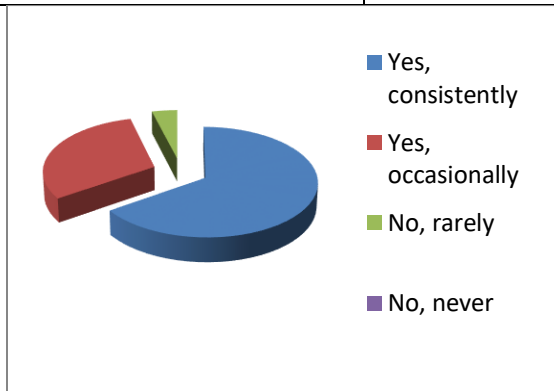
Particulars	Respondents
Always	45
Often	19
Sometime	11
Rarely	8
Never	0



6. Do instructors use a variety of teaching methods (lectures, group discussions, hands-on activities, etc.) to facilitate learning?

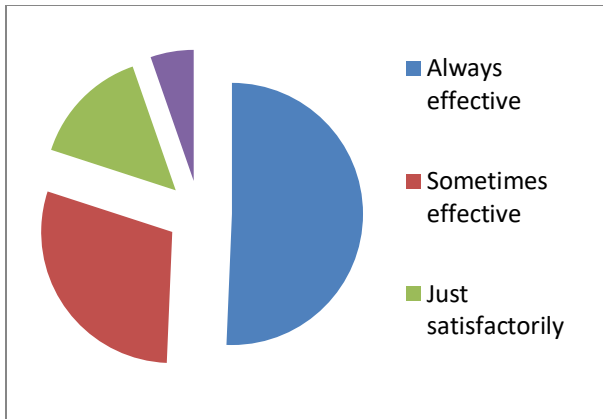
Response	Respondent
Yes, consistently	49
Yes, occasionally	23

No, rarely	3
No, never	0



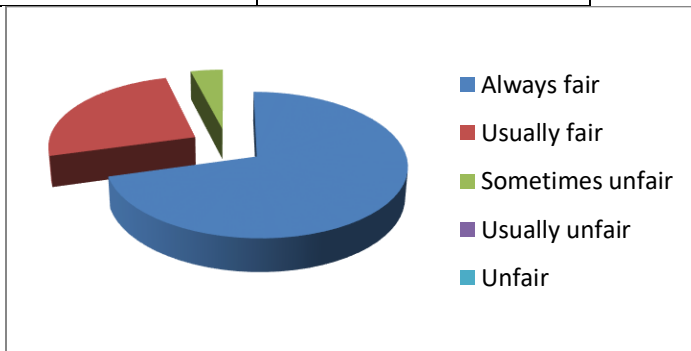
7. Are the students able to understand the teachers communication?

Response	Respondent
Always effective	38
Sometimes effective	22
Just satisfactorily	11
Generally ineffective	4
Very poor communication	0



8. Fairness of the internal evaluation process by the teachers.

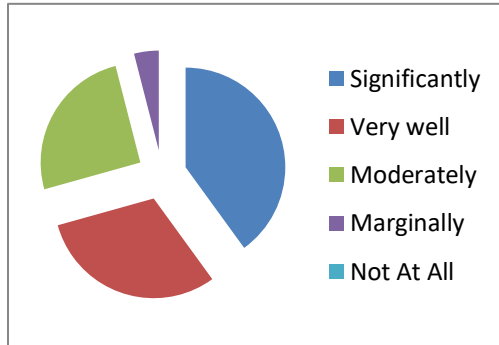
Response	Respondent
Always fair	53
Usually fair	19
Sometimes unfair	3
Usually unfair	0
Unfair	0



9. The teaching and mentoring process in your institution facilitates you in cognitive, social and emotional growth.

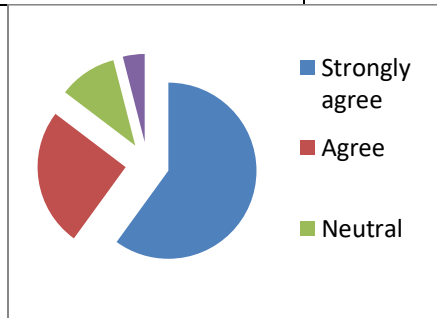
Response	Respondent
Significantly	30
Very well	23

Moderately	19
Marginally	3
Not At All	0



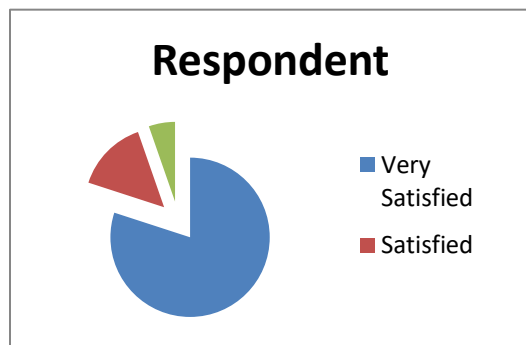
10. Teachers encourage you to participate in extracurricular activities.

Response	Respondent
Strongly agree	45
Agree	19
Neutral	8
Disagree	3
Strongly disagree	0



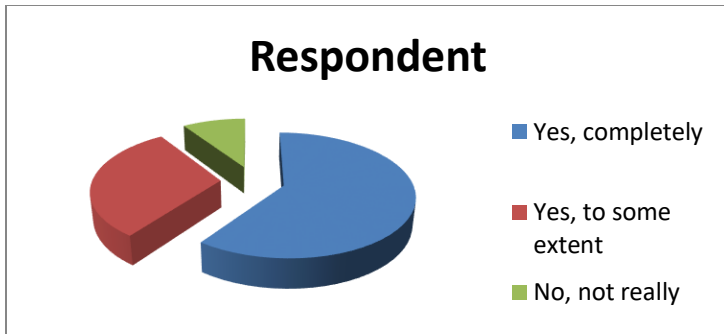
11. How satisfied are you with the availability of supplementary learning resources such as library materials, online databases, textbooks, reference books, journals. Etc.?

Response	Respondent
Very Satisfied	60
Satisfied	11
Neutral	4
Dissatisfied	0
Very Dissatisfied	0



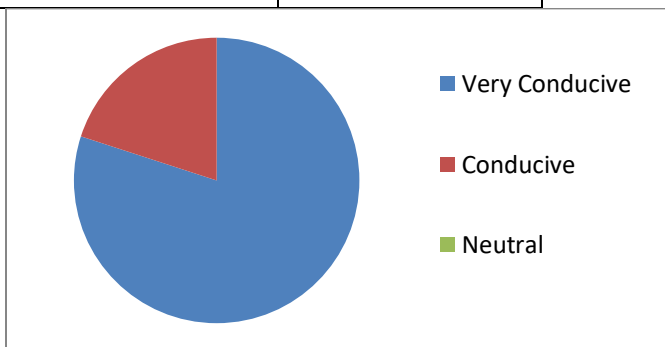
12. Do you feel that the assessment methods (exams, assignments, projects) effectively measure your understanding of the course material?

Response	Respondent
Yes, completely	45
Yes, to some extent	23
No, not really	7
No, not at all	0



13. How conducive do you find the classroom environment to your learning (physical space, seating arrangement, etc.)?

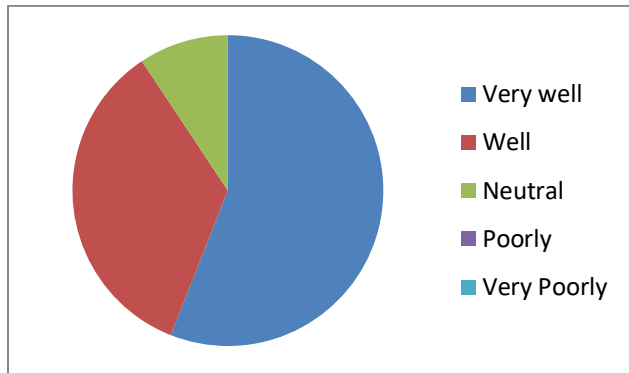
Response	Respondent
Very Conducive	60
Conducive	15
Neutral	0
Not Conducive	0
Not Conducive at All	0



14. How well do you think teachers manage disruptions or conflicts within the classroom?

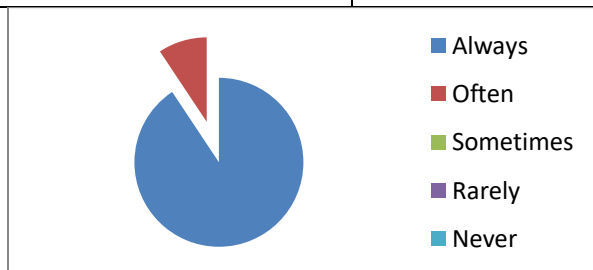
Response	Respondent
Very well	42

Well	26
Neutral	7
Poorly	0
Very Poorly	0



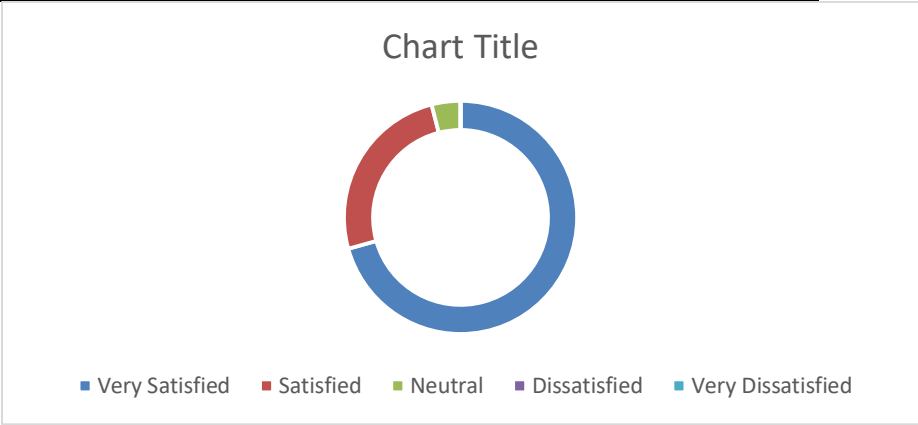
15. Did the college effectively communicate important information and updates to students?

Response	Respondent
Always	68
Often	7
Sometimes	0
Rarely	0
Never	0



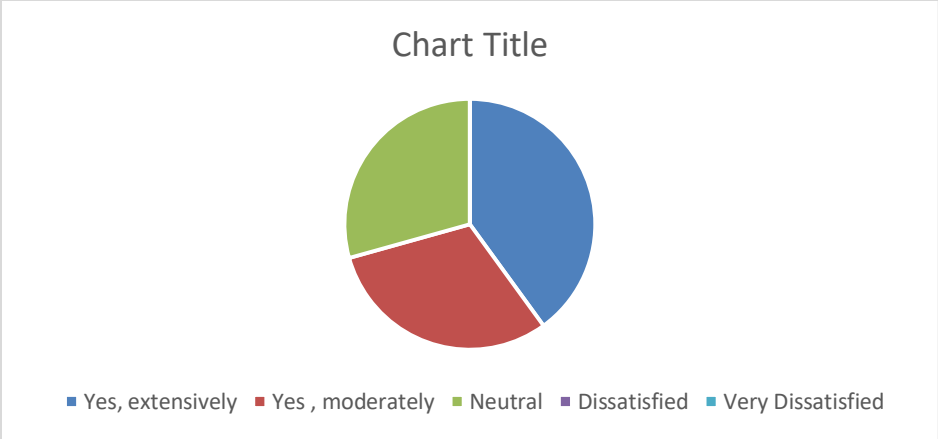
16. How satisfied are you with the affordability of tuition and fees?

Response	Respondent
Very Satisfied	53
Satisfied	19
Neutral	3
Dissatisfied	0
Very Dissatisfied	0



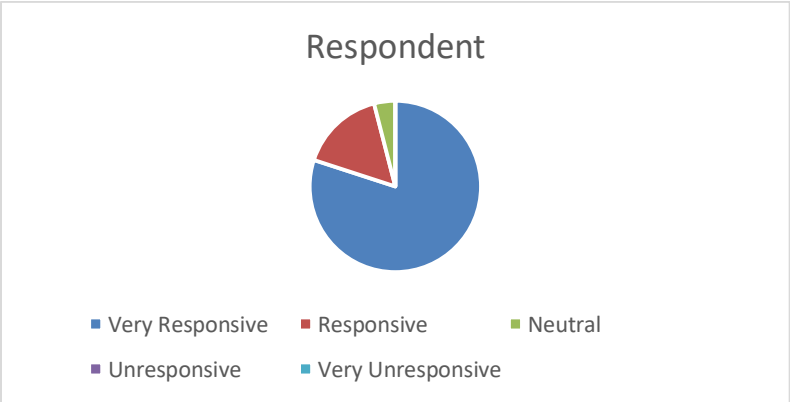
17. Did the college provide opportunities for internships, co-op programs or practical experiences?

Response	Respondent
Yes, extensively	30
Yes , moderately	23
Neutral	22
Dissatisfied	0
Very Dissatisfied	0



18. How responsive are the administrative staff to your queries or concerns?

Response	Respondent
Very Responsive	60
Responsive	12
Neutral	3
Unresponsive	0
Very Unresponsive	0



19. How satisfied are you overall with your experience at our college?

Response	Respondent
Very Satisfied	38
Satisfied	30
Neutral	7
Dissatisfied	0
Very Dissatisfied	0

